

NEW

Height Adjustable Standing Desk

Economical Models



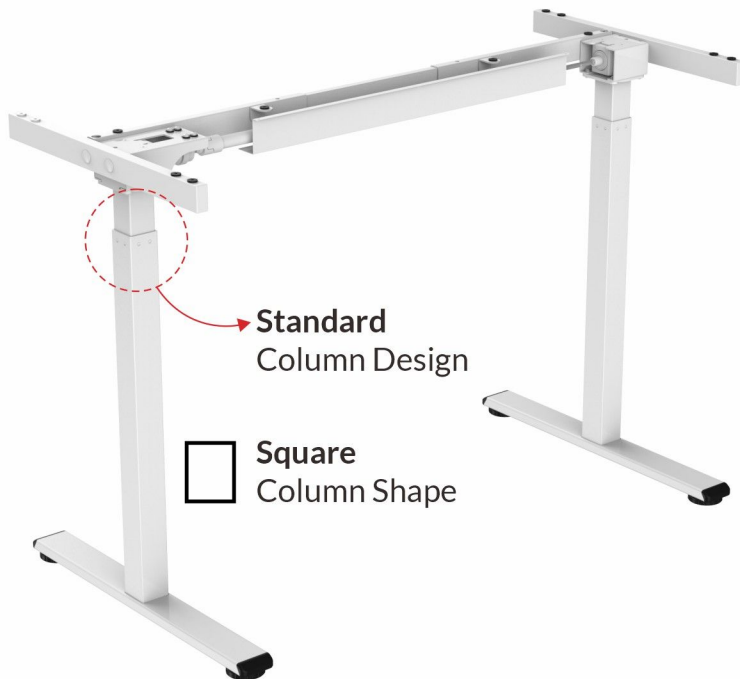
LoctekMoTion

LoctekMotion Sit-Stand desks are designed to provide users with sit-stand flexibility. Our height-adjustable desks enable a user to effortlessly sit or stand, encouraging healthy movements throughout the day. The two-button up and down control panel manages a quiet, fast, tool-free, and seamless adjustment with just a touch. With a clean, universal aesthetic, the height adjustable desk is easily incorporated into any office or home environment.

ET116G

▪ **Frame Only**

LoctekMotion



Integrated Control Pad & Control Box
Up and down for adjustment.

SPECIFICATIONS

Max. Load Capacity:
154lbs/70kg

Speed:
25mm/s

Power Type:
100V-240V

Decibel:
<50dB

Stroke:
19.7"/500mm

Height Range:
28.1"-47.8"/715-1215mm

Recommended Tabletop Dimensions:
39.4" -63.0"/1000-1600mm(Width)
19.7" -29.5"/500-750mm(Depth)

Frame Color: ■ ■ ■


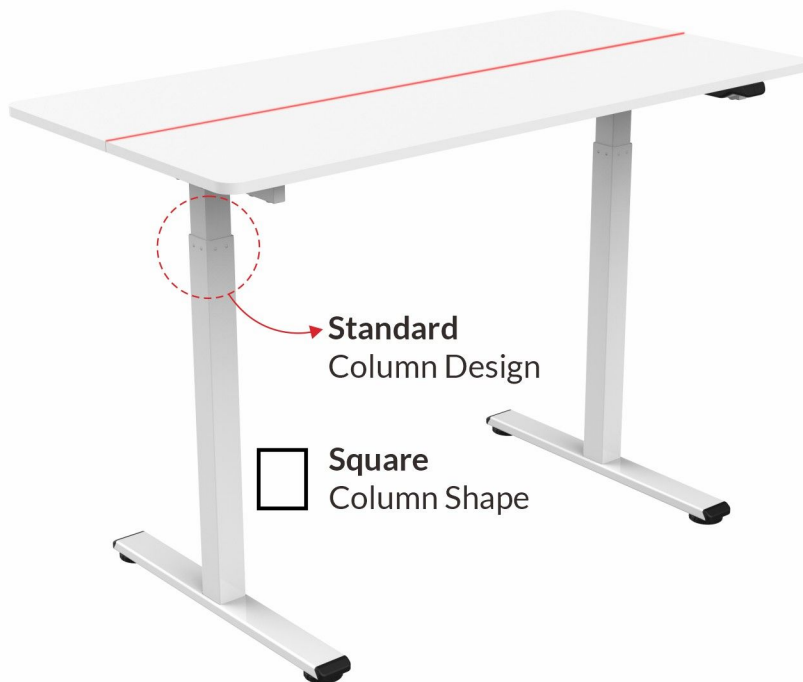
FEATURES

- Single motor technology enables powerful yet smooth height adjustments.
- The two-button remote can flexibly adjust the height of your desk.
- 2-Stage column design ensures smooth and precise electric lifting ability.
- Designed for maximum structural integrity, our frame features double steel tubing that ensures stability even at its highest height.

ET116G-2P Seires

▪ Full Desk

LoctekMotion



Splicing Tabletop

Combine desktop & desk frames in one box to minimize logistical costs and packaging waste.



Integrated Control Pad & Control Box

Up and down for adjustment.

SPECIFICATIONS

Max. Load Capacity:

110lbs/50kg

Speed:

25mm/s

Power Type:

100V-240V

Decibel:

<50dB

Stroke:

19.7"/500mm

Height Range:

28.7"-48.4"/730-1230mm

Recommended Tabletop Dimensions:

4024: 39.4"x 23.6"/1000x600mm

4824: 47.2"x 23.6"/1200x600mm

5524: 55.1"x 23.6"/1400x600mm

Frame Color: ■ ■ ■


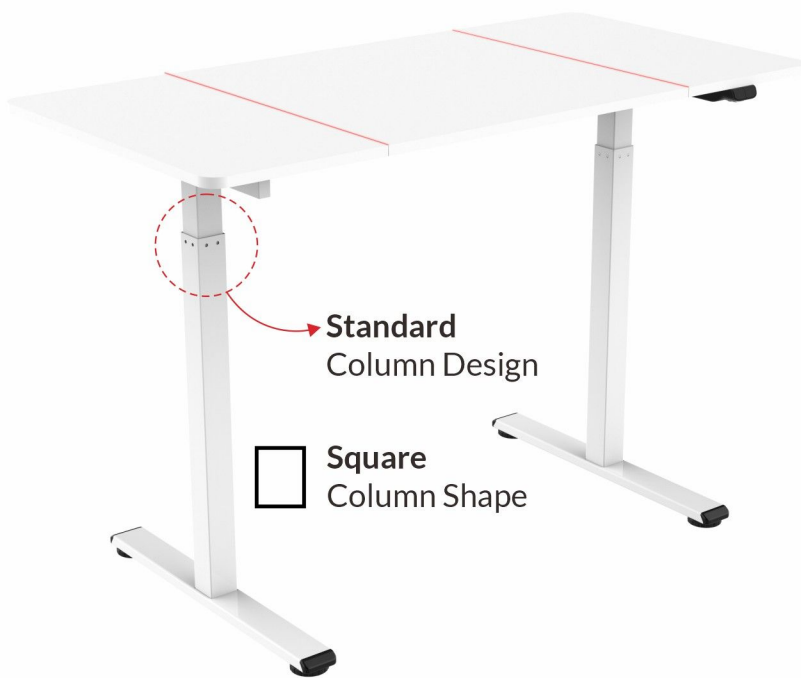
FEATURES

- Single motor technology enables powerful yet smooth height adjustments.
- The two-button remote can flexibly adjust the height of your desk.
- 2-Stage column design ensures smooth and precise electric lifting ability.
- Designed for maximum structural integrity, our frame features double steel tubing that ensures stability even at its highest height.

ET116G-3P Seires

▪ Full Desk

LoctekMotion



Splicing Tabletop

Combine desktop & desk frames in one box to minimize logistical costs and packaging waste.



Integrated Control Pad & Control Box
Up and down for adjustment.

SPECIFICATIONS

Max. Load Capacity:

110lbs/50kg

Speed:

25mm/s

Power Type:

100V-240V

Decibel:

<50dB

Stroke:

19.7"/500mm

Height Range:

28.7"-48.4"/730-1230mm

Recommended Tabletop Dimensions:

4024: 39.4"x 23.6"/1000x600mm

4824: 47.2"x 23.6"/1200x600mm

5524: 55.1"x 23.6"/1400x600mm

Frame Color: ■ ■ ■

FEATURES

- Single motor technology enables powerful yet smooth height adjustments.
- The two-button remote can flexibly adjust the height of your desk.
- 2-Stage column design ensures smooth and precise electric lifting ability.
- Designed for maximum structural integrity, our frame features double steel tubing that ensures stability even at its highest height.